

## Introduction & Support

Thanks for purchasing the **Rane DANTEx**. The DANTEx is an optional plug-in card for the Rane Terminal 1010x which allows system designers to integrate a Terminal 1010x processor with Dante-equipped microphones, amplifiers, breakout boxes, mixing consoles and other supported devices. It provides 32 inputs and 32 outputs of Dante digital audio with supported sample rates of 44.1 kHz, 48 kHz, 88.2 kHz and 96 kHz. Built-in sample rate conversion (SRC) converts the Dante sample rate to the fixed 48 kHz sample rate required by the Terminal 1010x.

The Dante interface is managed using Audinate’s **Dante Controller** software. Dante Controller is a free software application that enables the user to route audio and configure devices on a Dante network. For additional information, downloads and support, please visit [audinate.com](http://audinate.com)

For additional product support or system applications, design examples and related HAL information, please visit [ranecommercial.com/support](http://ranecommercial.com/support)

If you need additional assistance, please contact our HAL technical agents at [halogen@rane.com](mailto:halogen@rane.com)

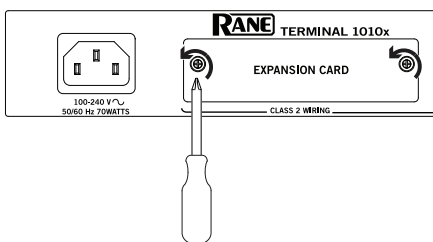
## Installation

**Important:** Before installing the DANTEx card, remove the power cable from Terminal 1010x and wait at least 15 seconds.

To install the DANTEx card in the Terminal 1010x:

### Step 1:

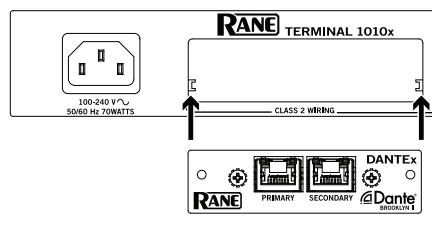
Use a screwdriver to remove the two screws from the Expansion Card cover plate on the back of Terminal 1010x. Set the plate aside.



### Step 2:

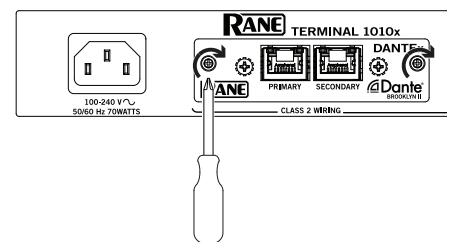
**IMPORTANT:** Make sure that the DANTEx card is aligned **into** the guide rails inside the empty slot, not above or below the rails. Improper inserting of the card above or below the guide rails can result in damage to the card, unit, or both.

Once aligned, carefully slide the DANTEx card into the empty slot along the guide rails inside until you hear it "snap" into place.



### Step 3:

Use a screwdriver to secure the DANTEx card to Terminal 1010x using the provided screws. Be careful not to over-tighten the screws.



Your DANTEx card is now installed!

## Trademarks & Licenses

Rane is a trademark of inMusic Brands, Inc., registered in the U.S. and other countries.

All other product names, company names, trademarks, or trade names are those of their respective owners.